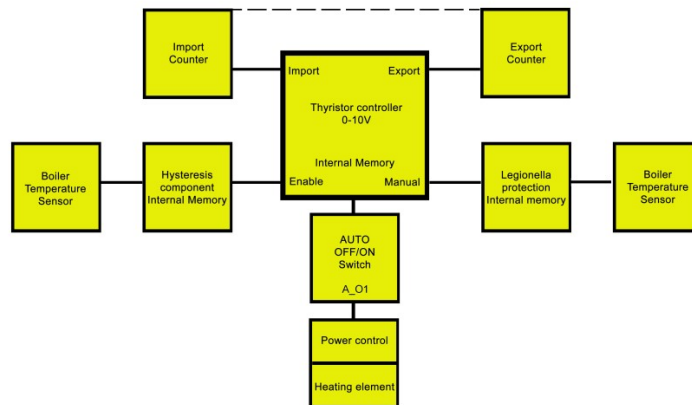


# Legionella protection component

Overview of a stepless controlled heating element, with Hand/Automatic switch, temperature controlled and with legionella protection



IF you want to use a legionella protection function component, then you need to consider following.

**Attention!!!** In this case a thyristor controller 0- 10V function component with temperature request of the boiler is required. **Functionality:** You own e.g.: a heat-ing element for a boiler and you want the boiler to have a desired temperature at a specific cycle.

This function component starts his function independent of export and import, in order to make sure that the temperature is always reached in the specific time span.

Go to „Controls“ in the device configuration. Create a new control function with the green plus.

Go to „Special functions“ and create the „Legionella protec-tion“ function component.

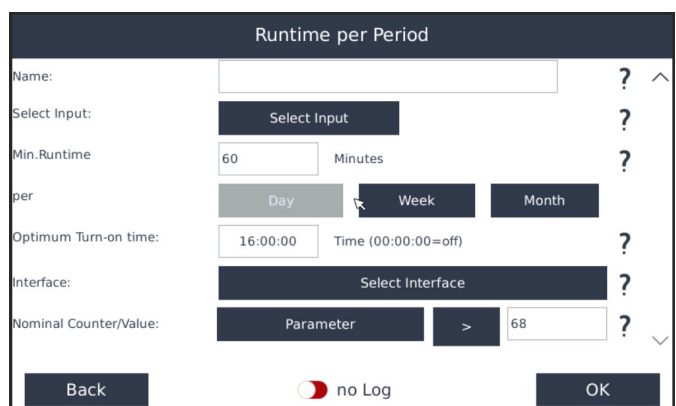
At name enter e.g.: Legionella protection.

At „Select Input“ select „Disa-bled“.

At „Min. Runtime“ you can set, how long the specified temperature of e.g.: the boiler should last.

At „per“ you enter the cycle, of how often the legionella protection should be active, e.g.: once in a week.

At „Optimum Turn-on time“ you set, when the legionella protection should be activated when not reaching the temperature e.g.: 10:00 o'clock.



At „Interface“ select „Internal Memory“.

At „Nominal Counter/Value“ you choose the boiler temperature sensor, e.g.: PT1000.

At „>“, „<“ you select, if the value should be greater or smaller.

Afterwards you set, which temperature should be reached e.g.: 65°C.

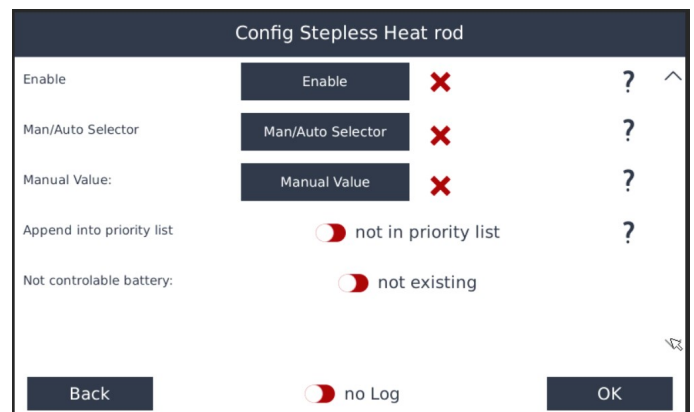
Press „OK“ to finish this process.

**Now go to the configured function component thyristor controller 0- 10V. Here you can the button „Manual Value“**

Press the button „Manual value“.

Select your function component „Legionella protection “.

Confirm with „OK“ until you are in the device configuration, afterwards go to “Save”.



Setting	Value / Action	Status	Help
Enable	Enable	✗	? ^
Man/Auto Selector	Man/Auto Selector	✗	?
Manual Value:	Manual Value	✗	?
Append into priority list	<input type="radio"/> not in priority list		?
Not controlable battery:	<input type="radio"/> not existing		
	<input type="radio"/> no Log		